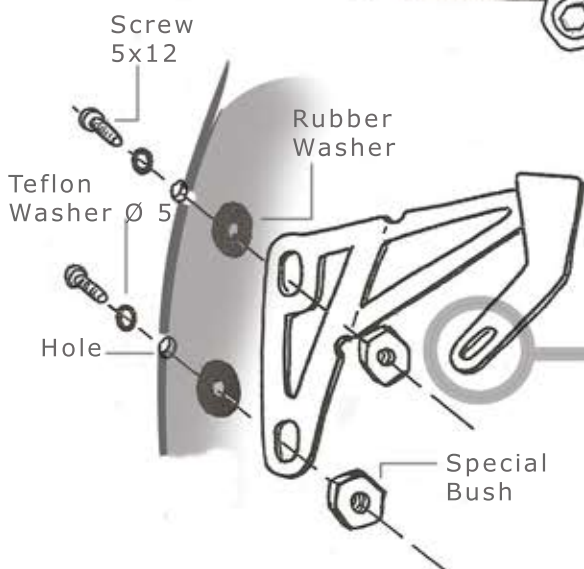
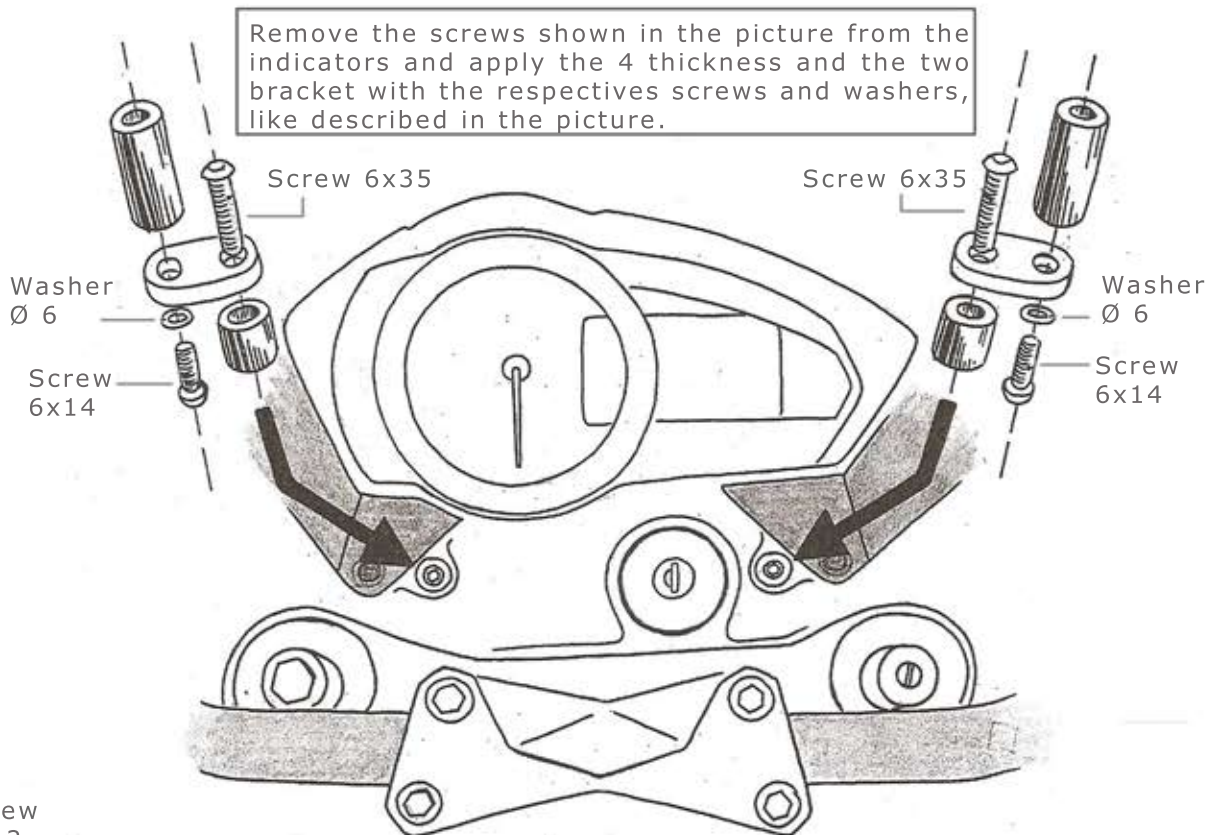
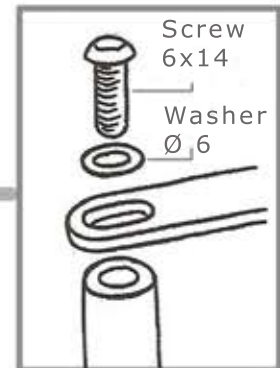


**MOUNTING PROCEDURE****KIT WINDSHIELD  
KAWASAKI Z-750 '07****KN7300/07****KIT**

X2. BRACKET  
 X2. THICKNESS H 15 MM  
 X2. THICKNESS H 30 MM  
 X2. IRON SMALL BRACKET  
 X4. "ROUND HEAD" 6X14 SCREW  
 X2. "ROUND HEAD" 6X35 SCREW  
 X4. WASHER DIAMETER 6  
 X4. "ROUND HEAD" 5X12 SCREW  
 X4. TEFLON WASHER DIAMETER 5  
 X4. RUBBER WASHER  
 X4. BUSH

[WWW.BARRACUDAMOTO.COM](http://WWW.BARRACUDAMOTO.COM)

Remove the screws shown in the picture from the indicators and apply the 4 thickness and the two bracket with the respective screws and washers, like described in the picture.

**Particular Assembly**

FIX THE BRACKET ON THE WINDSHIELD/SCREEN USING TEFLON WASHERS ON THE OUTSIDE AND THE RUBBER LARGE WASHERS ON THE INSIDE. POSITION THE WINDSHIELD/SCREEN ON THE MOTORBIKE FIXING THAT WITH THE 6X14 SCREW AND THE WASHER.  
 APPLY ON THE ORIGINAL WINDSHIELD/SCREEN 4 PARTS OF INSULTAING TAPE TO AVOID THE CONTACTS.